

# HYDROXYLAMINE PHOSPHATE

GHS Safety Data Sheet

Version 2.0

Page 1 of 14

## Section 1 - CHEMICAL PRODUCT AND COMPANY IDENTIFICATION

### PRODUCT NAME

HYDROXYLAMINE PHOSPHATE

### OTHER NAMES

(H3NO)3.H3PO4, "hydroxylammonium dihydrogen phosphate"

### PROPER SHIPPING NAME

ENVIRONMENTALLY HAZARDOUS SUBSTANCE, SOLID, N.O.S.(contains hydroxylamine phosphate)

### PRODUCT USE

■ Intermediate.

### SUPPLIER

Company: S D FINE - CHEM LIMITED

Address:

315- 317, T.V.IND.ESTATE,

248 WORLI ROAD,

MUMBAI- 400 030, INDIA

technical@sdfine.com

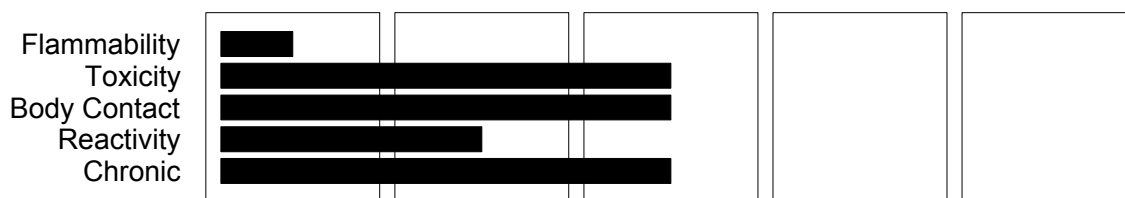
Telephone: 91- 22 24959898

Telephone: 91- 22 24959899

Fax: 91- 22 24937232

## Section 2 - HAZARDS IDENTIFICATION

### HAZARD RATINGS



SCALE:    Min/Nil=0                      Low=1                      Moderate=2                      High=3                      Extreme=4

### GHS Classification

Acute Aquatic Hazard Category 1

Acute Toxicity (Dermal) Category 4

Acute Toxicity (Oral) Category 4

Carcinogen Category 2

Chronic Aquatic Hazard Category 1

Eye Irritation Category 2A

Organ Damage Category 2

Respiratory Sensitizer Category 1

Skin Corrosion/Irritation Category 2

continued...

# HYDROXYLAMINE PHOSPHATE

Page 2 of 14  
Section 2 - HAZARDS IDENTIFICATION

Skin Sensitizer Category 1



## EMERGENCY OVERVIEW

### HAZARD

#### DANGER

Determined by using GHS criteria:

H302 H312 H315 H319 H334 H317 H351 H373 H400 H410

Harmful if swallowed

Harmful in contact with skin

Causes skin irritation

Causes serious eye irritation

May cause allergic or asthmatic symptoms or breathing difficulties if inhaled

May cause allergic skin reaction

Suspected of causing cancer

May cause damage to organs through prolonged or repeated exposure if swallowed.

Very toxic to aquatic life

Very toxic to aquatic life with long lasting effects

## PRECAUTIONARY STATEMENTS

### Prevention

Obtain special instructions before use.

Do not handle until all safety precautions have been read and understood.

Do not breathe dust/fume/gas/mist/vapours/spray.

Avoid breathing dust/fume/gas/mist/vapours/spray.

Wash thoroughly after handling.

Do not eat, drink or smoke when using this product.

Contaminated work clothing should not be allowed out of the workplace.

Avoid release to the environment.

Wear protective gloves/protective clothing/eye protection/face protection.

Use personal protective equipment as required.

In case of inadequate ventilation wear respiratory protection.

### Response

IF SWALLOWED: Call a POISON CENTER or doctor/physician if you feel unwell.

IF ON SKIN: Wash with plenty of soap and water.

IF INHALED: If breathing is difficult, remove to fresh air and keep at rest in a position comfortable for breathing.

IF IN EYES: Rinse cautiously with water for several minutes. Remove contact lenses, if present and easy to do. Continue rinsing.

IF exposed or concerned: Get medical advice/ attention.

Call a POISON CENTER or doctor/physician if you feel unwell.

Get medical advice/attention if you feel unwell.

Rinse mouth.

If skin irritation or rash occurs: Get medical advice/attention.

If eye irritation persists: Get medical advice/attention.

If experiencing respiratory symptoms: Call a POISON CENTER or doctor/physician.

Wash contaminated clothing before reuse.

Collect spillage.

continued...

# HYDROXYLAMINE PHOSPHATE

## Storage

Store locked up.

## Section 3 - COMPOSITION / INFORMATION ON INGREDIENTS

NAME	CAS RN	%
hydroxylamine phosphate	19098-16-9	>98

## Section 4 - FIRST AID MEASURES

### SWALLOWED

- IF SWALLOWED, REFER FOR MEDICAL ATTENTION, WHERE POSSIBLE, WITHOUT DELAY.
  - For advice, contact a Poisons Information Centre or a doctor.
  - Urgent hospital treatment is likely to be needed.
  - In the mean time, qualified first-aid personnel should treat the patient following observation and employing supportive measures as indicated by the patient's condition.
  - If the services of a medical officer or medical doctor are readily available, the patient should be placed in his/her care and a copy of the MSDS should be provided. Further action will be the responsibility of the medical specialist.
  - If medical attention is not available on the worksite or surroundings send the patient to a hospital together with a copy of the MSDS.
  - Where medical attention is not immediately available or where the patient is more than 15 minutes from a hospital or unless instructed otherwise:
  - INDUCE vomiting with fingers down the back of the throat, ONLY IF CONSCIOUS. Lean patient forward or place on left side (head-down position, if possible) to maintain open airway and prevent aspiration.
- NOTE: Wear a protective glove when inducing vomiting by mechanical means.

### EYE

- If this product comes in contact with the eyes:
- Wash out immediately with fresh running water.
- Ensure complete irrigation of the eye by keeping eyelids apart and away from eye and moving the eyelids by occasionally lifting the upper and lower lids.
- Seek medical attention without delay; if pain persists or recurs seek medical attention.
- Removal of contact lenses after an eye injury should only be undertaken by skilled personnel.

### SKIN

- If skin contact occurs:
- Immediately remove all contaminated clothing, including footwear.
- Flush skin and hair with running water (and soap if available).
- Seek medical attention in event of irritation.

### INHALED

- If fumes or combustion products are inhaled remove from contaminated area.
- Other measures are usually unnecessary.

### NOTES TO PHYSICIAN

- for poisons (where specific treatment regime is absent):

### BASIC TREATMENT

- Establish a patent airway with suction where necessary.
- Watch for signs of respiratory insufficiency and assist ventilation as necessary.
- Administer oxygen by non-rebreather mask at 10 to 15 L/min.
- Monitor and treat, where necessary, for pulmonary oedema.
- Monitor and treat, where necessary, for shock.

continued...

# HYDROXYLAMINE PHOSPHATE

Page 4 of 14  
Section 4 - FIRST AID MEASURES

---

- Anticipate seizures .
- DO NOT use emetics. Where ingestion is suspected rinse mouth and give up to 200 ml water (5 ml/kg recommended) for dilution where patient is able to swallow, has a strong gag reflex and does not drool.

---

## ADVANCED TREATMENT

---

- Consider orotracheal or nasotracheal intubation for airway control in unconscious patient or where respiratory arrest has occurred.
- Positive-pressure ventilation using a bag-valve mask might be of use.
- Monitor and treat, where necessary, for arrhythmias.
- Start an IV D5W TKO. If signs of hypovolaemia are present use lactated Ringers solution. Fluid overload might create complications.
- Drug therapy should be considered for pulmonary oedema.
- Hypotension with signs of hypovolaemia requires the cautious administration of fluids. Fluid overload might create complications.
- Treat seizures with diazepam.
- Proparacaine hydrochloride should be used to assist eye irrigation.

BRONSTEIN, A.C. and CURRANCE, P.L.

EMERGENCY CARE FOR HAZARDOUS MATERIALS EXPOSURE: 2nd Ed. 1994.

---

## Section 5 - FIRE FIGHTING MEASURES

---

### EXTINGUISHING MEDIA

- Water spray or fog.
- Foam.
- Dry chemical powder.
- BCF (where regulations permit).
- Carbon dioxide.

### FIRE FIGHTING

- Alert Fire Brigade and tell them location and nature of hazard.
- Wear breathing apparatus plus protective gloves for fire only.
- Prevent, by any means available, spillage from entering drains or water courses.
- Use fire fighting procedures suitable for surrounding area.
- DO NOT approach containers suspected to be hot.
- Cool fire exposed containers with water spray from a protected location.
- If safe to do so, remove containers from path of fire.
- Equipment should be thoroughly decontaminated after use.

### FIRE/EXPLOSION HAZARD

- Non combustible.
  - Not considered a significant fire risk, however containers may burn.
- Decomposition may produce toxic fumes of: nitrogen oxides (NO<sub>x</sub>), phosphorus oxides (PO<sub>x</sub>).

### FIRE INCOMPATIBILITY

- None known.

### Personal Protective Equipment

Gas tight chemical resistant suit.

Limit exposure duration to 1 BA set 30 mins.

continued...

## Section 6 - ACCIDENTAL RELEASE MEASURES

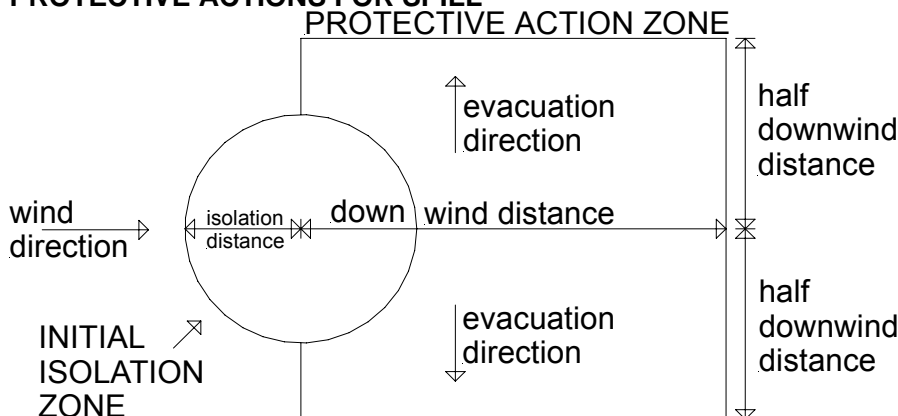
### MINOR SPILLS

- Environmental hazard - contain spillage.
- Clean up waste regularly and abnormal spills immediately.
- Avoid breathing dust and contact with skin and eyes.
- Wear protective clothing, gloves, safety glasses and dust respirator.
- Use dry clean up procedures and avoid generating dust.
- Vacuum up or sweep up. NOTE: Vacuum cleaner must be fitted with an exhaust micro filter (HEPA type) (consider explosion-proof machines designed to be grounded during storage and use).
- Dampen with water to prevent dusting before sweeping.
- Place in suitable containers for disposal.

### MAJOR SPILLS

- Environmental hazard - contain spillage.
- Moderate hazard.
- CAUTION: Advise personnel in area.
- Alert Emergency Services and tell them location and nature of hazard.
- Control personal contact by wearing protective clothing.
- Prevent, by any means available, spillage from entering drains or water courses.
- Recover product wherever possible.
- IF DRY: Use dry clean up procedures and avoid generating dust. Collect residues and place in sealed plastic bags or other containers for disposal. IF WET: Vacuum/shovel up and place in labelled containers for disposal.
- ALWAYS: Wash area down with large amounts of water and prevent runoff into drains.
- If contamination of drains or waterways occurs, advise Emergency Services.

### PROTECTIVE ACTIONS FOR SPILL



From IERG (Canada/Australia)

Isolation Distance	-
Downwind Protection Distance	10 metres
IERG Number	47

### FOOTNOTES

- 1 PROTECTIVE ACTION ZONE is defined as the area in which people are at risk of harmful exposure. This zone assumes that random changes in wind direction confines the vapour plume to an area within 30 degrees on either side of the predominant wind direction, resulting in a crosswind protective action distance equal to the downwind protective action distance.
- 2 PROTECTIVE ACTIONS should be initiated to the extent possible, beginning with those closest to the spill and working away from the site in the downwind direction. Within the protective action zone a level of vapour concentration may exist resulting in nearly all unprotected persons becoming incapacitated and unable to take protective action and/or incurring serious or irreversible health effects.
- 3 INITIAL ISOLATION ZONE is determined as an area, including upwind of the incident, within which a high

# HYDROXYLAMINE PHOSPHATE

Page 6 of 14

## Section 6 - ACCIDENTAL RELEASE MEASURES

---

probability of localised wind reversal may expose nearly all persons without appropriate protection to life-threatening concentrations of the material.

4 SMALL SPILLS involve a leaking package of 200 litres (55 US gallons) or less, such as a drum (jerrican or box with inner containers). Larger packages leaking less than 200 litres and compressed gas leaking from a small cylinder are also considered "small spills".

LARGE SPILLS involve many small leaking packages or a leaking package of greater than 200 litres, such as a cargo tank, portable tank or a "one-tonne" compressed gas cylinder.

5 Guide 171 is taken from the US DOT emergency response guide book.

6 IERG information is derived from CANUTEC - Transport Canada.

**Personal Protective Equipment advice is contained in Section 8 of the MSDS.**

---

## Section 7 - HANDLING AND STORAGE

---

### PROCEDURE FOR HANDLING

- Avoid all personal contact, including inhalation.
- Wear protective clothing when risk of exposure occurs.
- Use in a well-ventilated area.
- Prevent concentration in hollows and sumps.
- DO NOT enter confined spaces until atmosphere has been checked.
- DO NOT allow material to contact humans, exposed food or food utensils.
- Avoid contact with incompatible materials.
- When handling, DO NOT eat, drink or smoke.
- Keep containers securely sealed when not in use.
- Avoid physical damage to containers.
- Always wash hands with soap and water after handling.
- Work clothes should be laundered separately. Launder contaminated clothing before re-use.
- Use good occupational work practice.
- Observe manufacturer's storing and handling recommendations.
- Atmosphere should be regularly checked against established exposure standards to ensure safe working conditions are maintained.

### SUITABLE CONTAINER

- Polyethylene or polypropylene container.
- Check all containers are clearly labelled and free from leaks.

### STORAGE INCOMPATIBILITY

- Hydroxylamine salts derived from strong acids are more stable than the free base, nevertheless they do decompose near their melting point or above 200 deg.C., often violently, even when unconfined. -  $4\text{NONH}_3(+)$  -  $> 3\text{N}_2\text{O} + 2\text{NH}_4(+) + 3\text{H}_2\text{O} + 2\text{H}^+$  -
- A large number of reactions of hydroxylammonium (hydroxylamine) involve oxidation-reduction processes. Such properties seem appropriate when hydroxylamine is considered as the intermediate compound in relation to hydrogen peroxide and hydrazine. In general hydrogen peroxide, hydroxylamine and hydrazine act as reducing agents in acidic solution and as oxidising agents in neutral or alkaline media.
- Phosphates are incompatible with oxidising and reducing agents.
- Phosphates are susceptible to formation of highly toxic and flammable phosphine gas in the presence of strong reducing agents such as hydrides.
- Partial oxidation of phosphates by oxidizing agents may result in the release of toxic phosphorus oxides.
- Segregate from alcohol, water.
- NOTE: May develop pressure in containers; open carefully. Vent periodically.

### STORAGE REQUIREMENTS

- Store in original containers.
- Keep containers securely sealed.
- Store in a cool, dry area protected from environmental extremes.
- Store away from incompatible materials and foodstuff containers.
- Protect containers against physical damage and check regularly for leaks.

continued...

# HYDROXYLAMINE PHOSPHATE

- Observe manufacturer's storing and handling recommendations

For major quantities:

- Consider storage in bunded areas - ensure storage areas are isolated from sources of community water (including stormwater, ground water, lakes and streams).
- Ensure that accidental discharge to air or water is the subject of a contingency disaster management plan; this may require consultation with local authorities.

## SAFE STORAGE WITH OTHER CLASSIFIED CHEMICALS



+: May be stored together

O: May be stored together with specific preventions

X: Must not be stored together

## Section 8 - EXPOSURE CONTROLS / PERSONAL PROTECTION

### EXPOSURE CONTROLS

The following materials had no OELs on our records

- hydroxylamine phosphate:

CAS:19098- 16- 9

### MATERIAL DATA

#### HYDROXYLAMINE PHOSPHATE:

■ It is the goal of the ACGIH (and other Agencies) to recommend TLVs (or their equivalent) for all substances for which there is evidence of health effects at airborne concentrations encountered in the workplace.

At this time no TLV has been established, even though this material may produce adverse health effects (as evidenced in animal experiments or clinical experience). Airborne concentrations must be maintained as low as is practically possible and occupational exposure must be kept to a minimum.

NOTE: The ACGIH occupational exposure standard for Particles Not Otherwise Specified (P.N.O.S) does NOT apply.

Sensory irritants are chemicals that produce temporary and undesirable side-effects on the eyes, nose or throat. Historically occupational exposure standards for these irritants have been based on observation of workers' responses to various airborne concentrations. Present day expectations require that nearly every individual should be protected against even minor sensory irritation and exposure standards are established using uncertainty factors or safety factors of 5 to 10 or more. On occasion animal no-observable-effect-levels (NOEL) are used to determine these limits where human results are unavailable. An additional approach, typically used by the TLV committee (USA) in determining respiratory standards for this group of chemicals, has been to assign ceiling values (TLV C) to rapidly acting irritants and to assign short-term exposure limits (TLV STELs) when the weight of evidence from irritation, bioaccumulation and other endpoints combine to warrant such a limit. In contrast the MAK Commission (Germany) uses a five-category system based on intensive odour, local irritation, and elimination half-life. However this system is being replaced to be consistent with the European Union (EU) Scientific Committee for Occupational Exposure Limits (SCOEL); this is more closely allied to that of the USA.

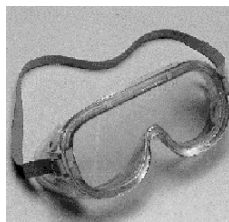


OSHA (USA) concluded that exposure to sensory irritants can:

- cause inflammation
- cause increased susceptibility to other irritants and infectious agents
- lead to permanent injury or dysfunction
- permit greater absorption of hazardous substances and
- acclimate the worker to the irritant warning properties of these substances thus increasing the risk of overexposure.

continued...

# HYDROXYLAMINE PHOSPHATE

## PERSONAL PROTECTION



### EYE

- Safety glasses with side shields.
- Chemical goggles.
- Contact lenses may pose a special hazard; soft contact lenses may absorb and concentrate irritants. A written policy document, describing the wearing of lens or restrictions on use, should be created for each workplace or task. This should include a review of lens absorption and adsorption for the class of chemicals in use and an account of injury experience. Medical and first-aid personnel should be trained in their removal and suitable equipment should be readily available. In the event of chemical exposure, begin eye irrigation immediately and remove contact lens as soon as practicable. Lens should be removed at the first signs of eye redness or irritation - lens should be removed in a clean environment only after workers have washed hands thoroughly. [CDC NIOSH Current Intelligence Bulletin 59].

### HANDS/FEET

#### ■ NOTE:

- The material may produce skin sensitisation in predisposed individuals. Care must be taken, when removing gloves and other protective equipment, to avoid all possible skin contact.
- Contaminated leather items, such as shoes, belts and watch-bands should be removed and destroyed. Suitability and durability of glove type is dependent on usage. Important factors in the selection of gloves include: such as:
  - frequency and duration of contact,
  - chemical resistance of glove material,
  - glove thickness and
  - dexterity

Select gloves tested to a relevant standard (e.g. Europe EN 374, US F739).

- When prolonged or frequently repeated contact may occur, a glove with a protection class of 5 or higher (breakthrough time greater than 240 minutes according to EN 374) is recommended.
- When only brief contact is expected, a glove with a protection class of 3 or higher (breakthrough time greater than 60 minutes according to EN 374) is recommended.
- Contaminated gloves should be replaced.

Gloves must only be worn on clean hands. After using gloves, hands should be washed and dried thoroughly. Application of a non-perfumed moisturiser is recommended.

Experience indicates that the following polymers are suitable as glove materials for protection against undissolved, dry solids, where abrasive particles are not present.

- polychloroprene
- nitrile rubber
- butyl rubber
- fluorocarbon
- polyvinyl chloride

Gloves should be examined for wear and/ or degradation constantly.

### OTHER

- Overalls.
- P.V.C. apron.
- Barrier cream.
- Skin cleansing cream.
- Eye wash unit.

- Respirators may be necessary when engineering and administrative controls do not adequately prevent exposures.

continued...



# HYDROXYLAMINE PHOSPHATE

## Section 8 - EXPOSURE CONTROLS / PERSONAL PROTECTION

- The decision to use respiratory protection should be based on professional judgment that takes into account toxicity information, exposure measurement data, and frequency and likelihood of the worker's exposure - ensure users are not subject to high thermal loads which may result in heat stress or distress due to personal protective equipment (powered, positive flow, full face apparatus may be an option).
- Published occupational exposure limits, where they exist, will assist in determining the adequacy of the selected respiratory . These may be government mandated or vendor recommended.
- Certified respirators will be useful for protecting workers from inhalation of particulates when properly selected and fit tested as part of a complete respiratory protection program.
- Use approved positive flow mask if significant quantities of dust becomes airborne.
- Try to avoid creating dust conditions.

### RESPIRATOR

Protection Factor	Half- Face Respirator	Full- Face Respirator	Powered Air Respirator
10 x ES	P1 Air- line*	- -	PAPR- P1 -
50 x ES	Air- line**	P2	PAPR- P2
100 x ES	-	P3	-
		Air- line*	-
100+ x ES	-	Air- line**	PAPR- P3

\* - Negative pressure demand

\*\* - Continuous flow.

The local concentration of material, quantity and conditions of use determine the type of personal protective equipment required. For further information consult your Occupational Health and Safety Advisor.

### ENGINEERING CONTROLS

- Local exhaust ventilation is required where solids are handled as powders or crystals; even when particulates are relatively large, a certain proportion will be powdered by mutual friction.
- If in spite of local exhaust an adverse concentration of the substance in air could occur, respiratory protection should be considered.

Such protection might consist of:

- (a): particle dust respirators, if necessary, combined with an absorption cartridge;
- (b): filter respirators with absorption cartridge or canister of the right type;
- (c): fresh-air hoods or masks.

Air contaminants generated in the workplace possess varying "escape" velocities which, in turn, determine the "capture velocities" of fresh circulating air required to effectively remove the contaminant.

#### Type of Contaminant:

direct spray, spray painting in shallow booths, drum filling, conveyer loading, crusher dusts, gas discharge (active generation into zone of rapid air motion)  
grinding, abrasive blasting, tumbling, high speed wheel generated dusts (released at high initial velocity into zone of very high rapid air motion).

#### Air Speed:

1- 2.5 m/s (200- 500 f/min.)

2.5- 10 m/s (500- 2000 f/min.)

Within each range the appropriate value depends on:

#### Lower end of the range

1: Room air currents minimal or favourable to capture

#### Upper end of the range

1: Disturbing room air currents

continued...

# HYDROXYLAMINE PHOSPHATE

## Section 8 - EXPOSURE CONTROLS / PERSONAL PROTECTION

2: Contaminants of low toxicity or of nuisance value only.

3: Intermittent, low production.

4: Large hood or large air mass in motion

2: Contaminants of high toxicity

3: High production, heavy use

4: Small hood- local control only

Simple theory shows that air velocity falls rapidly with distance away from the opening of a simple extraction pipe. Velocity generally decreases with the square of distance from the extraction point (in simple cases). Therefore the air speed at the extraction point should be adjusted, accordingly, after reference to distance from the contaminating source. The air velocity at the extraction fan, for example, should be a minimum of 4-10 m/s (800-2000 f/min) for extraction of crusher dusts generated 2 metres distant from the extraction point. Other mechanical considerations, producing performance deficits within the extraction apparatus, make it essential that theoretical air velocities are multiplied by factors of 10 or more when extraction systems are installed or used.

## Section 9 - PHYSICAL AND CHEMICAL PROPERTIES

### APPEARANCE

White powder or crystals; reacts with water.

### PHYSICAL PROPERTIES

State	Divided Solid	Molecular Weight	197.08
Melting Range (°C)	Not Available	Viscosity	Not Applicable
Boiling Range (°C)	Not Applicable	Solubility in water (g/L)	Reacts
Flash Point (°C)	Not Available	pH (1% solution)	Not Available
Decomposition Temp (°C)	Not Available	pH (as supplied)	Not Applicable
Autoignition Temp (°C)	Not Available	Vapour Pressure (kPa)	Negligible
Upper Explosive Limit (%)	Not Available	Specific Gravity (water=1)	Not Available
Lower Explosive Limit (%)	Not Available	Relative Vapour Density (air=1)	Not Applicable
Volatile Component (%vol)	Negligible	Evaporation Rate	Not Applicable

## Section 10 - CHEMICAL STABILITY AND REACTIVITY INFORMATION

### CONDITIONS CONTRIBUTING TO INSTABILITY

- Presence of incompatible materials.
- Product is considered stable.
- Hazardous polymerisation will not occur.

*For incompatible materials - refer to Section 7 - Handling and Storage.*

## Section 11 - TOXICOLOGICAL INFORMATION

### POTENTIAL HEALTH EFFECTS

#### ACUTE HEALTH EFFECTS

##### SWALLOWED

- Accidental ingestion of the material may be harmful; animal experiments indicate that ingestion of less than 150 gram may be fatal or may produce serious damage to the health of the individual.
- As absorption of phosphates from the bowel is poor, poisoning this way is less likely. Effects can include vomiting, tiredness, fever, diarrhoea, low blood pressure, slow pulse, cyanosis, spasms of the wrist, coma and severe body spasms.

continued...

# HYDROXYLAMINE PHOSPHATE

Page 11 of 14

## Section 11 - TOXICOLOGICAL INFORMATION

■ Hydroxylamine relaxes the smooth muscle of blood vessels, causing low blood pressure, increased heart rate, circulatory insufficiency and cardiovascular collapse. Large doses produce destruction of blood cells. Bleeding times may be prolonged as platelet clumping is inhibited and there can be purple skin blotches.

### EYE

■ This material can cause eye irritation and damage in some persons.

### SKIN

■ Skin contact with the material may be harmful; systemic effects may result following absorption.  
■ This material can cause inflammation of the skin on contact in some persons.  
■ The material may accentuate any pre-existing dermatitis condition.  
■ Open cuts, abraded or irritated skin should not be exposed to this material.  
■ Entry into the blood-stream, through, for example, cuts, abrasions or lesions, may produce systemic injury with harmful effects. Examine the skin prior to the use of the material and ensure that any external damage is suitably protected.

### INHALED

■ The material is not thought to produce either adverse health effects or irritation of the respiratory tract following inhalation (as classified by EC Directives using animal models). Nevertheless, adverse systemic effects have been produced following exposure of animals by at least one other route and good hygiene practice requires that exposure be kept to a minimum and that suitable control measures be used in an occupational setting.  
■ Persons with impaired respiratory function, airway diseases and conditions such as emphysema or chronic bronchitis, may incur further disability if excessive concentrations of particulate are inhaled.  
If prior damage to the circulatory or nervous systems has occurred or if kidney damage has been sustained, proper screenings should be conducted on individuals who may be exposed to further risk if handling and use of the material result in excessive exposures.

### CHRONIC HEALTH EFFECTS

■ Harmful: danger of serious damage to health by prolonged exposure if swallowed.  
Harmful: danger of serious damage to health by prolonged exposure if swallowed.  
This material can cause serious damage if one is exposed to it for long periods. It can be assumed that it contains a substance which can produce severe defects. This has been demonstrated via both short- and long-term experimentation.  
Substance accumulation, in the human body, may occur and may cause some concern following repeated or long-term occupational exposure.  
There is some evidence that inhaling this product is more likely to cause a sensitisation reaction in some persons compared to the general population.  
Repeated exposure to hydroxylamine and derivatives may result in respiratory sensitisation with asthma-like symptoms.  
Long term exposure to high dust concentrations may cause changes in lung function i.e. pneumoconiosis; caused by particles less than 0.5 micron penetrating and remaining in the lung. Prime symptom is breathlessness; lung shadows show on X-ray.  
Sodium phosphate dibasic can cause stones in the kidney, loss of mineral from the bones and loss of thyroid gland function.  
There has been concern that this material can cause cancer or mutations, but there is not enough data to make an assessment.

### TOXICITY AND IRRITATION

■ unless otherwise specified data extracted from RTECS - Register of Toxic Effects of Chemical Substances.  
■ Contact allergies quickly manifest themselves as contact eczema, more rarely as urticaria or Quincke's oedema. The pathogenesis of contact eczema involves a cell-mediated (T lymphocytes) immune reaction of the delayed type. Other allergic skin reactions, e.g. contact urticaria, involve antibody-mediated immune reactions. The significance of the contact allergen is not simply determined by its sensitisation potential: the distribution of the substance and the opportunities for contact with it are equally important. A weakly sensitising substance which is widely distributed can be a more important allergen than one with stronger sensitising potential with which few individuals come into contact. From a clinical point of view, substances

continued...

# HYDROXYLAMINE PHOSPHATE

Page 12 of 14

## Section 11 - TOXICOLOGICAL INFORMATION

---

are noteworthy if they produce an allergic test reaction in more than 1% of the persons tested.

---

## Section 12 - ECOLOGICAL INFORMATION

---

Refer to data for ingredients, which follows:

### HYDROXYLAMINE PHOSPHATE:

- Very toxic to aquatic organisms, may cause long-term adverse effects in the aquatic environment.
- Do NOT allow product to come in contact with surface waters or to intertidal areas below the mean high water mark. Do not contaminate water when cleaning equipment or disposing of equipment wash-waters. Wastes resulting from use of the product must be disposed of on site or at approved waste sites.
- The principal problems of phosphate contamination of the environment relates to eutrophication processes in lakes and ponds. Phosphorus is an essential plant nutrient and is usually the limiting nutrient for blue-green algae. A lake undergoing eutrophication shows a rapid growth of algae in surface waters. Planktonic algae cause turbidity and flotation films. Shore algae cause ugly muddying, films and damage to reeds. Decay of these algae causes oxygen depletion in the deep water and shallow water near the shore. The process is self-perpetuating because anoxic conditions at the sediment/water interface causes the release of more adsorbed phosphates from the sediment. The growth of algae produces undesirable effects on the treatment of water for drinking purposes, on fisheries, and on the use of lakes for recreational purposes.
- DO NOT discharge into sewer or waterways.

---

## Section 13 - DISPOSAL CONSIDERATIONS

---

- Containers may still present a chemical hazard/ danger when empty.
  - Return to supplier for reuse/ recycling if possible.
- Otherwise:
- If container can not be cleaned sufficiently well to ensure that residuals do not remain or if the container cannot be used to store the same product, then puncture containers, to prevent re-use, and bury at an authorised landfill.
  - Where possible retain label warnings and MSDS and observe all notices pertaining to the product.
- Legislation addressing waste disposal requirements may differ by country, state and/ or territory. Each user must refer to laws operating in their area. In some areas, certain wastes must be tracked.
- A Hierarchy of Controls seems to be common - the user should investigate:
- Reduction
  - Reuse
  - Recycling
  - Disposal (if all else fails)
- This material may be recycled if unused, or if it has not been contaminated so as to make it unsuitable for its intended use. Shelf life considerations should also be applied in making decisions of this type. Note that properties of a material may change in use, and recycling or reuse may not always be appropriate.
- DO NOT allow wash water from cleaning or process equipment to enter drains.
  - It may be necessary to collect all wash water for treatment before disposal.
  - In all cases disposal to sewer may be subject to local laws and regulations and these should be considered first.
  - Where in doubt contact the responsible authority.
  - Recycle wherever possible or consult manufacturer for recycling options.
  - Consult State Land Waste Management Authority for disposal.
  - Bury residue in an authorised landfill.
  - Recycle containers if possible, or dispose of in an authorised landfill.

continued...

# HYDROXYLAMINE PHOSPHATE

Page 13 of 14

## Section 14 - TRANSPORTATION INFORMATION



Labels Required: MISCELLANEOUS

### HAZCHEM:

☐ 2Z

### Land Transport UNDG:

Class or division:	9	Subsidiary risk:	None
UN No.:	3077	UN packing group:	III
Shipping Name: ENVIRONMENTALLY HAZARDOUS SUBSTANCE, SOLID, N.O.S. (contains hydroxylamine phosphate)			

### Air Transport IATA:

ICAO/IATA Class:	9	ICAO/IATA Subrisk:	<input type="checkbox"/> <input type="checkbox"/>
UN/ID Number:	3077	Packing Group:	III
Special provisions:	A97		
Shipping Name: ENVIRONMENTALLY HAZARDOUS SUBSTANCE, SOLID, N.O.S. *(CONTAINS HYDROXYLAMINE PHOSPHATE)			

### Maritime Transport IMDG:

IMDG Class:	9	IMDG Subrisk:	None
UN Number:	3077	Packing Group:	III
EMS Number:	F- A, S- F	Special provisions:	274 909 944
Limited Quantities:	5 kg		
Shipping Name: ENVIRONMENTALLY HAZARDOUS SUBSTANCE, SOLID, N.O.S.(contains hydroxylamine phosphate)			

## Section 15 - REGULATORY INFORMATION

### REGULATIONS

No data for hydroxylamine phosphate (CAS: , 19098-16-9)

## Section 16 - OTHER INFORMATION

■ The (M)SDS is a Hazard Communication tool and should be used to assist in the Risk Assessment. Many factors determine whether the reported Hazards are Risks in the workplace or other settings. Risks may be determined by reference to Exposures Scenarios. Scale of use, frequency of use and current or available engineering

continued...

# HYDROXYLAMINE PHOSPHATE

controls must be considered.

The above information is believed to be accurate and represent the best information currently available to us, but does not represent any warranty expressed or implied of the properties of the product. User should make their own investigation to determine the suitability of the information for their particular purpose.

Issue Date: 19-Nov-2017